

Type CGS High-Cap Screw Terminal Aluminum Electrolytic Capacitor

High CV, Screw Terminal Capacitors



Type CGS screw terminal, aluminum electrolytic capacitors have a high CV rating and are suitable for use in most demanding applications requiring high current filtering or energy storage.

Highlights

- High CV rating
- High current filtering
- Screw terminal

RoHS Compliant

Specifications

Capacitance Range:	75 to 1,500,000 µF
Voltage Range:	6.3 to 500 WVdc
Capacitance Tolerance:	-10% +75% (6.3 - 150 WVdc) -10% +50% (200 - 450 WVdc)
Operating Temperature:	-40 °C to +85 °C
Ripple Current Multipliers:	Ambient Temperature

+45 °C	+55 °C	+65 °C	+75 °C	+85 °C
2.24	2.00	1.73	1.41	1.00

Rated Voltage	Ripple Multiplier				
	60 Hz	120 Hz	300 Hz	1000 Hz	10 kHz
16 to 150	0.9	1.0	1.15	1.25	1.30
200 to 500	0.9	1.0	1.25	1.40	1.50

DC Leakage Current: $I = .006 \sqrt{CV}$

Not to exceed 6.0 mA max. after 5 minutes

C = Capacitance in µF

V = Rated Voltage

I = Leakage current in mA

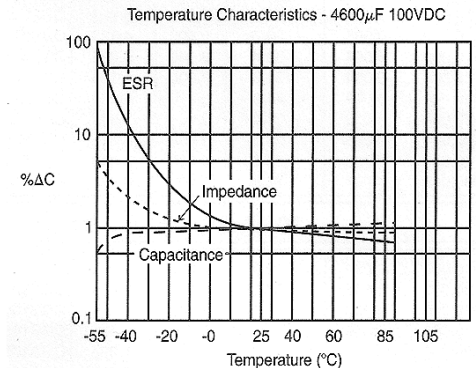
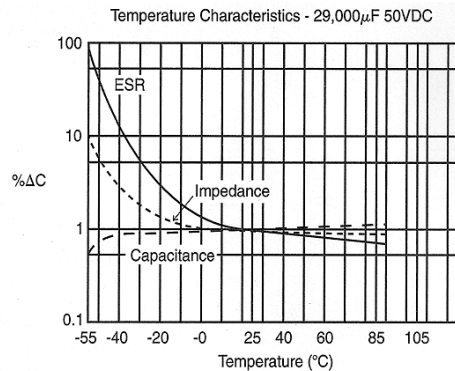
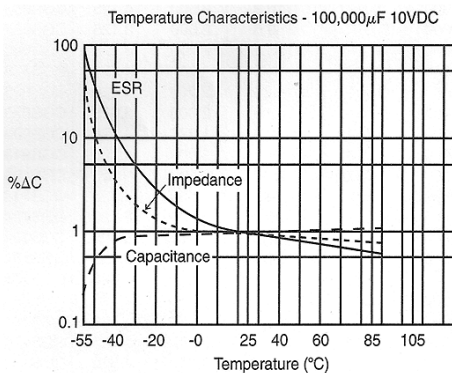
[Click here to see: Hardware & Mounting Options](#)

QA Stability Test: Apply WVdc for 2000 h @ 85 °C

- Capacitance change ± 10% from initial limits
- DC leakage current: 200% of limit
- ESR: 175% of limit

[Click here to see: Mechanical Details](#)

Typical Performance Curves



Type CGS High-Cap Screw Terminal Aluminum Electrolytic Capacitor

Notice and Disclaimer: All product drawings, descriptions, specifications, statements, information and data (collectively, the "Information") in this datasheet or other publication are subject to change. The customer is responsible for checking, confirming and verifying the extent to which the Information contained in this datasheet or other publication is applicable to an order at the time the order is placed. All Information given herein is believed to be accurate and reliable, but it is presented without any guarantee, warranty, representation or responsibility of any kind, expressed or implied. Statements of suitability for certain applications are based on the knowledge that the Cornell Dubilier company providing such statements ("Cornell Dubilier") has of operating conditions that such Cornell Dubilier company regards as typical for such applications, but are not intended to constitute any guarantee, warranty or representation regarding any such matter – and Cornell Dubilier specifically and expressly disclaims any guarantee, warranty or representation concerning the suitability for a specific customer application, use, storage, transportation, or operating environment. The Information is intended for use only by customers who have the requisite experience and capability to determine the correct products for their application. Any technical advice inferred from this Information or otherwise provided by Cornell Dubilier with reference to the use of any Cornell Dubilier products is given gratis (unless otherwise specified by Cornell Dubilier), and Cornell Dubilier assumes no obligation or liability for the advice given or results obtained. Although Cornell Dubilier strives to apply the most stringent quality and safety standards regarding the design and manufacturing of its products, in light of the current state of the art, isolated component failures may still occur. Accordingly, customer applications which require a high degree of reliability or safety should employ suitable designs or other safeguards (such as installation of protective circuitry or redundancies or other appropriate protective measures) in order to ensure that the failure of an electrical component does not result in a risk of personal injury or property damage. Although all product-related warnings, cautions and notes must be observed, the customer should not assume that all safety measures are indicated in such warnings, cautions and notes, or that other safety measures may not be required.